

ENGLISH-SPEAKING SENIORS MUNICIPALITY OF L'ESTRIE - CHUS

2016 Census of Canada



English-speaking Seniors: RTS de l'Estrie-CHUS, 2016 Census of Canada

Statistical analysis: JPocock Research Consulting

Edited by: Rachel Hunting

Layout and design: Agatha Veale

Translation: Consultants BLB Inc.

Published by: Townshippers' Association

Printed in Canada

Text in English and French on inverted pages.

ISBN 978-1-926439-04-4



No part of this document may be duplicated or reproduced without written permission from Townshippers' Association.

To request copies of this document contact:

Townshippers' Association

E-mail: ta@townshippers.org

www.Townshippers.org

Copyright © 2018 by Townshippers' Association. All rights reserved.

CONTENTS

INTRODUCTION	3
About this Document	3
Acknowledgements	3
Townshippers' Association.....	3
Methodology	3
Historical Eastern Townships.....	3
Data Source.....	3
Linguistic Definitions.....	4
TERRITORY.....	5
POPULATION	6
LANGUAGE GROUPS BY NUMBER	7
Definitions and Measures	11
National Household Survey Variables	11
REFERENCES	11

INTRODUCTION

About this Document

This document provides an overview of English-speaking seniors in the RTS Estrie – CHUS health territory. This territory was established in 2015 as part of the reorganization of health and social services in Quebec and is comprised of the former RSS de l'Estrie combined with the former CLSC territories of Granby-Shefford-Bromont and Cowansville-Farnham-Bedford. This report presents a series of inter-regional tables and graphs with data presented for English-speaking and French-speaking seniors to provide a regional context.

Acknowledgements

Analysis of the data made available to Townshippers' Association by Dr. Joanne Pocock, research consultant for the Community Health and Social Services Network (CHSSN) as part of *the Relier les jeunes d'expression anglaise à l'offre provinciale des services d'employabilité et de ressources en matière d'emploi initiative*. The Association gratefully acknowledges the financial support of the CHSSN and the Secrétariat à la Jeunesse du Québec, through the *2030 Quebec Youth Policy -Working Together for Current and Future Generations*.

Townshippers' Association

Townshippers' Association is a non-profit, non-partisan community organization focused on promoting and supporting the interests of the English-speaking minority community in the Eastern Townships region of Quebec. Townshippers' is a local partner in CHSSN's Networking and Partnership Initiative (NPI). For more information see <http://chssn.org/chssn-programsand-projects/networking-and-partnership-initiative/>

Methodology

Historical Eastern Townships

There are limitations to be faced in creating socio-demographic portraits of the Historical Eastern Townships because the HET contains the whole of the Estrie and parts of the Centre-du-Québec, Chaudière-Appalaches, and Montérégie administrative regions. For the purposes of this document, a proxy for the area covered by Townshippers' Association was created using the CLSC territories that fall entirely within the HET boundaries (see Appendix A). The drawback to this approach is that the numbers are slightly under-estimated as those municipalities in territories that are not entirely within the HET have been excluded.

Data Source

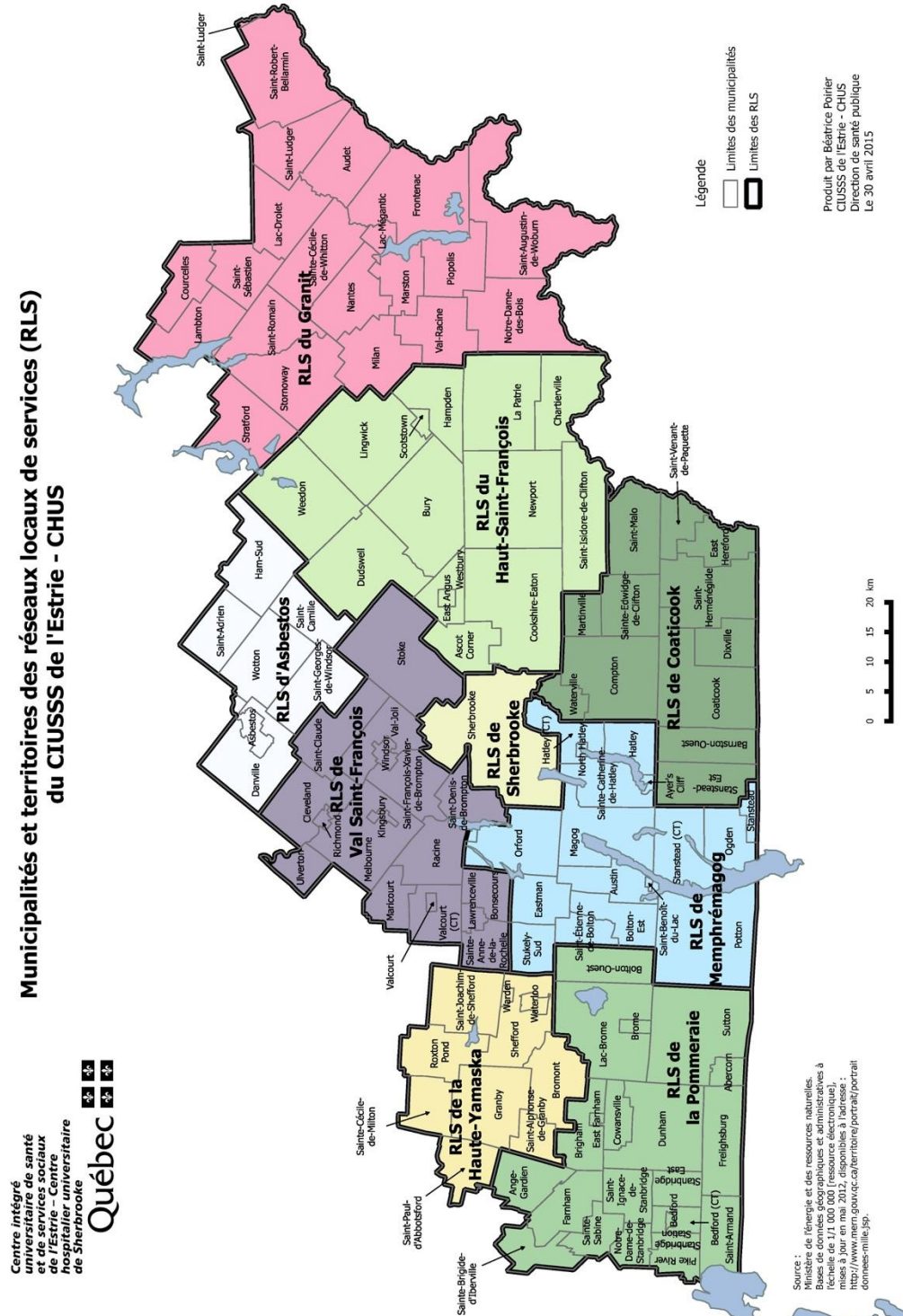
JPocock Research Consulting, 2016 Census, Statistics Canada. Population in private households - 25% sample.

Linguistic Definitions

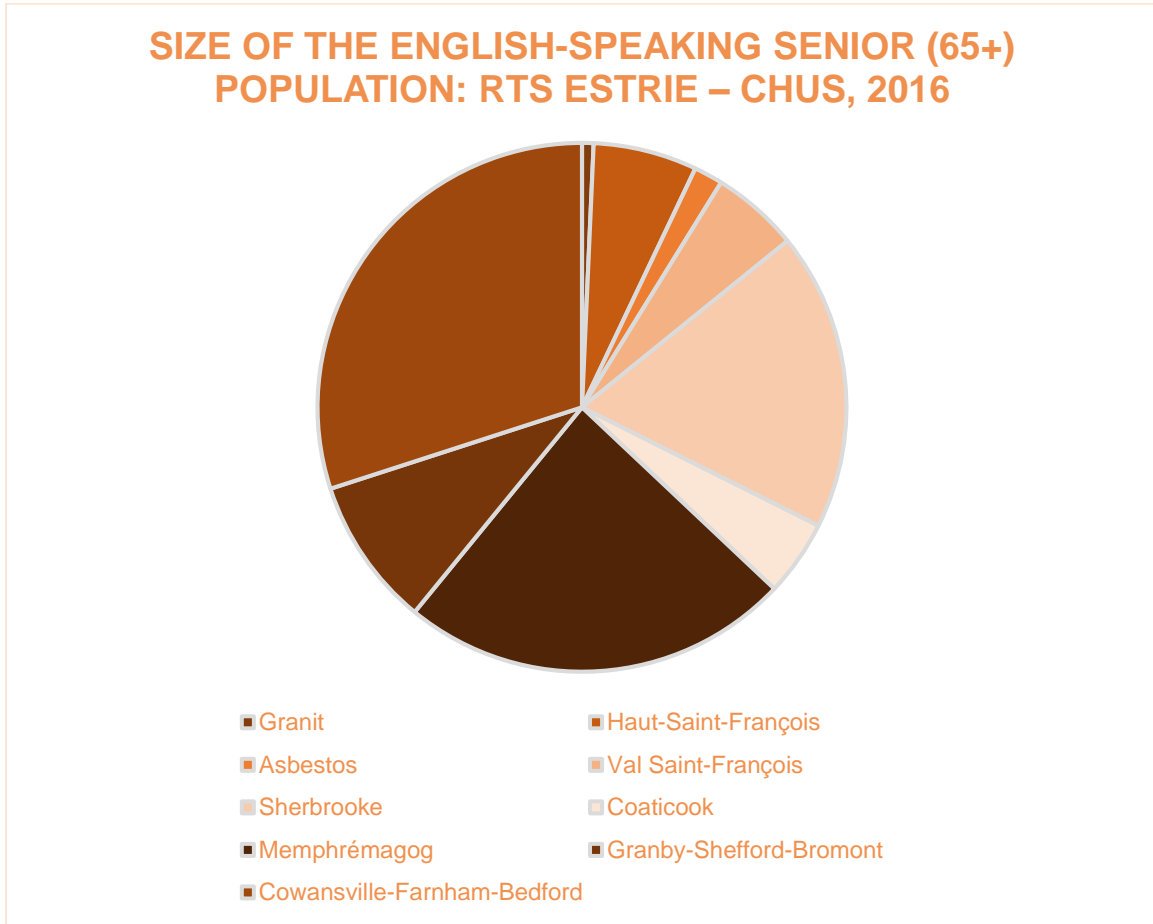
There are numerous linguistic definitions that are used to identify the English-speaking population in Québec. The choice of linguistic indicator depends largely on the issue being examined. This profile uses the First Official Language Spoken (FOLS) linguistic concept. Multiple responses are divided equally among English-speaking and French-speaking groups.

TERRITORY

The **RTS de l' Estrie-CHUS health territory was established in 2015** as part of the reorganization of the health and social services system in Quebec; it is comprised of the former RSS de l'Estrie combined with the former CLSC territories of Granby-Shefford- Bromont and Cowansville- Farnham-Bedford.



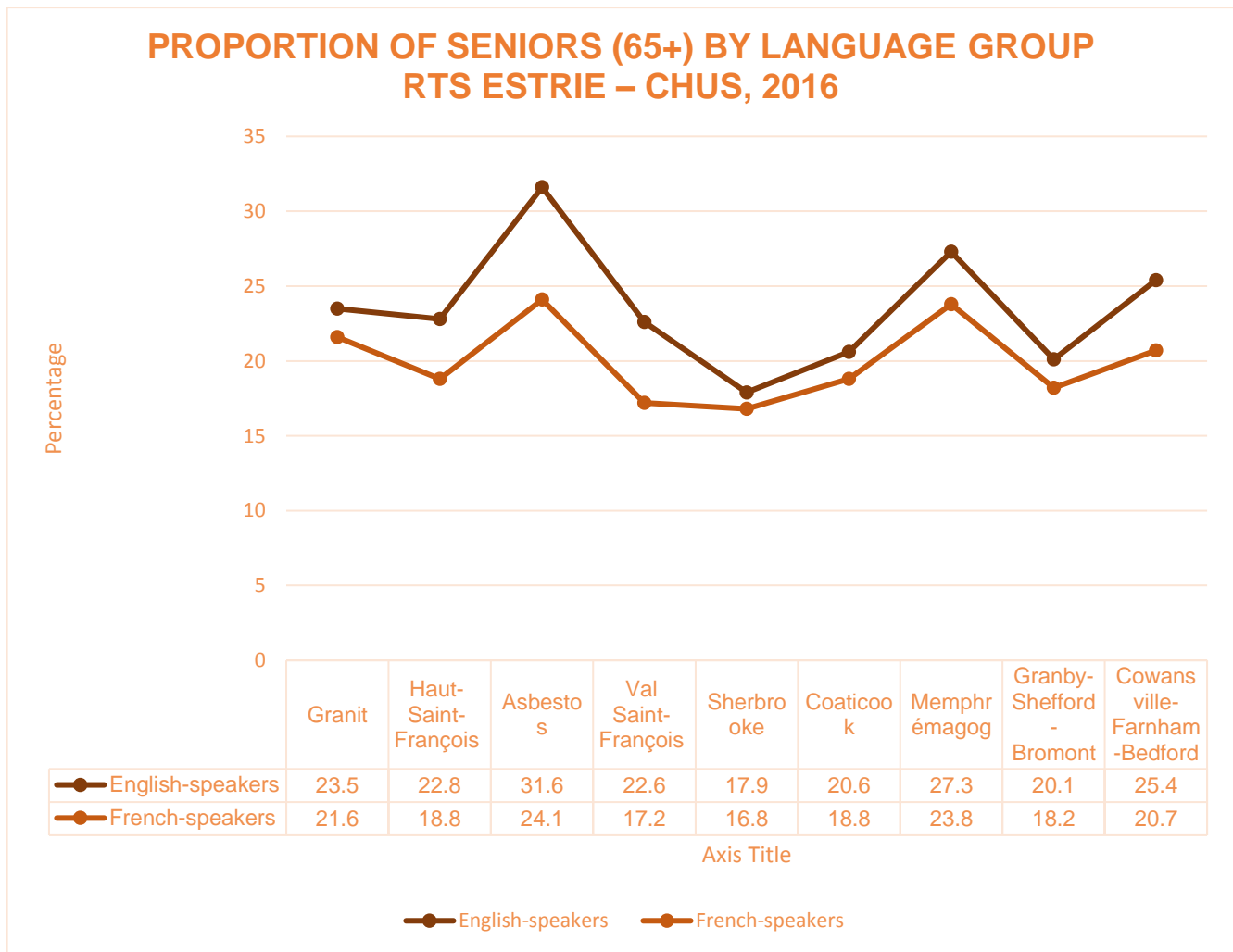
POPULATION



GEOGRAPHY	POPULATION
CLSC GRANIT	60
CLSC HAUT-SAINT-FRANÇOIS	540
CLSC ASBESTOS	150
CLSC VAL SAINT-FRANÇOIS	455
CLSC SHERBROOKE	1,550
CLSC COATICOOK	395
CLSC MEMPHRÉMAGOG	2,030
CLSC GRANBY-SHEFFORD-BROMONT	775
CLSC COWANSVILLE-FARNHAM-BEDFORD	2,550

8,505 individuals aged 65 years+ made up **23.0%** of the English-speaking population living in the RTS de l'Estrie-CHUS health region in 2016. This is much higher than the proportion reported for the French-speaking population (**18.8%**).

LANGUAGE GROUPS BY NUMBER



The proportion of English-speaking seniors in CLSC Asbestos (**31.6%**) is higher than those for the RTS de l'Estrie CHUS and Quebec, for both language groups.

English-speaking seniors make up a **higher proportion** of the population than French-speaking seniors **across the region**.

The lowest proportion of English-speaking seniors living in the RTS de l'Estrie-CHUS is found in CLSC Sherbrooke (**17.9%**).

SPOTLIGHT ON AGE STRUCTURE

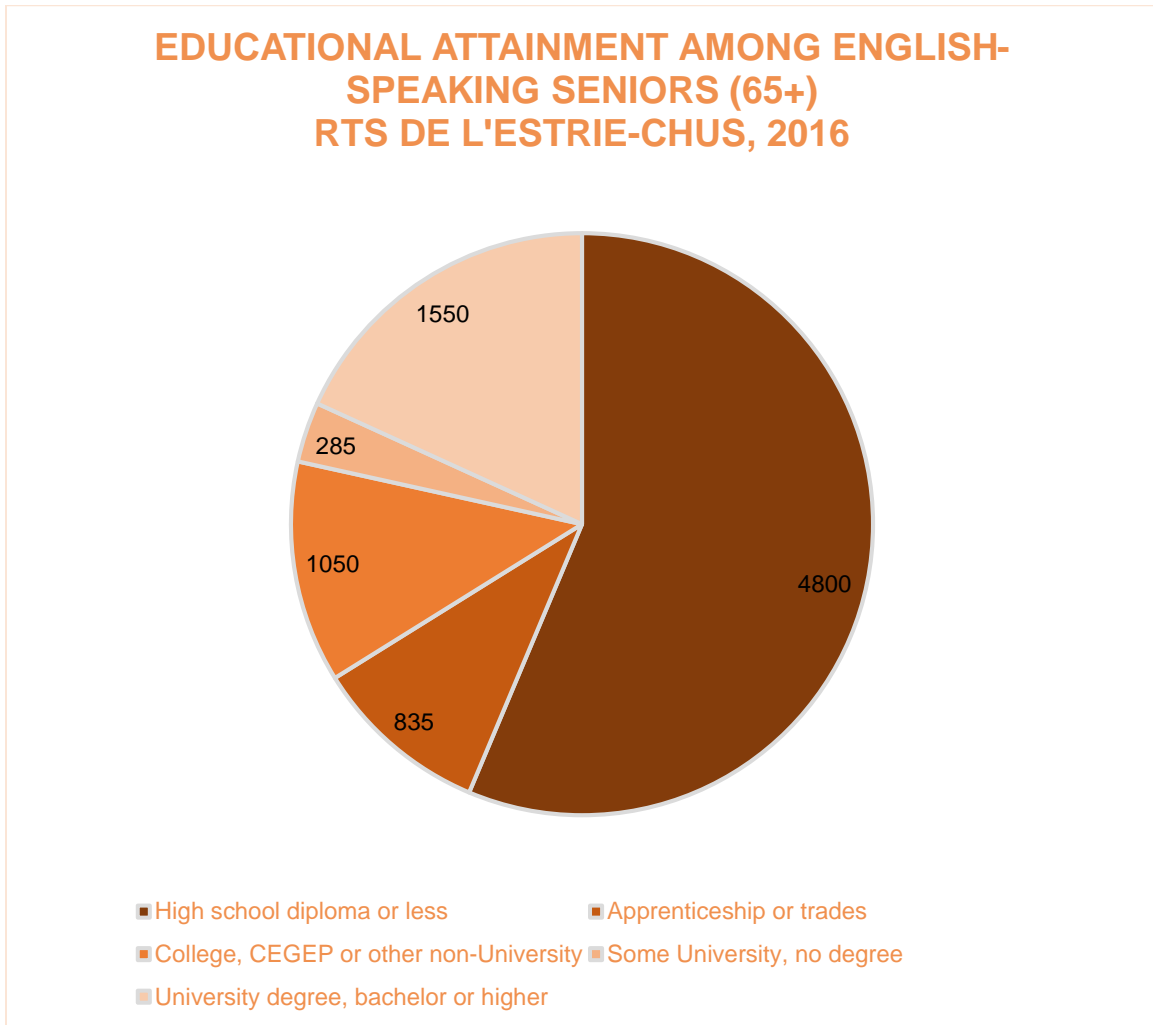
Age Structure, English-speaking population CLSC Territories in the RTS Estrie – CHUS, 2016						
Geography	Total	0 to 14 years	15 to 24 years	25 to 44 years	45 to 64 years	65 years and over
Cowansville-Farnham-Bedford	10,045	1,385	1,045	1,965	3,105	2,550
Granby-Shefford-Bromont	3,860	550	385	905	1,250	775
Memphrémagog	7,425	1,005	820	1,270	2,300	2,030
Coaticook	1,915	365	155	435	565	395
Sherbrooke	8,655	1,175	1,395	2,435	2,100	1,550
Val Saint-François	2,010	265	235	415	640	455
Asbestos	475	35	40	100	150	150
Haut-Saint-François	2,365	380	260	440	750	540
Granit	255	20	10	55	120	60

For **CLSC Memphrémagog** and **CLSC Asbestos**, English-speaking seniors (65+) represent a higher percentage of the population than English-speakers aged 0-14 and 15-24 combined.

Age Structure, French-speaking population CLSC Territories in the RTS Estrie – CHUS, 2016						
Geography	Total	0 to 14 years	15 to 24 years	25 to 44 years	45 to 64 years	65 years and over
Cowansville-Farnham-Bedford	41,530	6,900	4,220	8,855	12,975	8,585
Granby-Shefford-Bromont	93,555	16,140	10,050	21,740	28,575	17,055
Memphrémagog	41,555	5,995	3,580	8,160	13,935	9,890
Coaticook	16,165	2,945	1,920	3,610	4,645	3,045
Sherbrooke	146,535	24,175	20,295	38,020	39,475	24,555
Val Saint-François	27,935	5,100	2,840	6,485	8,715	4,805
Asbestos	13,285	2,230	1,155	2,510	4,190	3,200
Haut-Saint-François	19,525	3,415	1,900	4,480	6,055	3,670
Granit	20,750	3,375	1,980	4,020	6,905	4,475

There are **3.7%** more English-speakers aged 65 years+ than French-speakers in the RTS de l'Estrie-CHUS region while provincially, Quebec's French-speaking community counts a higher percentage of seniors in total than its English-speaking community (**19%** vs. **14.5%** respectively).

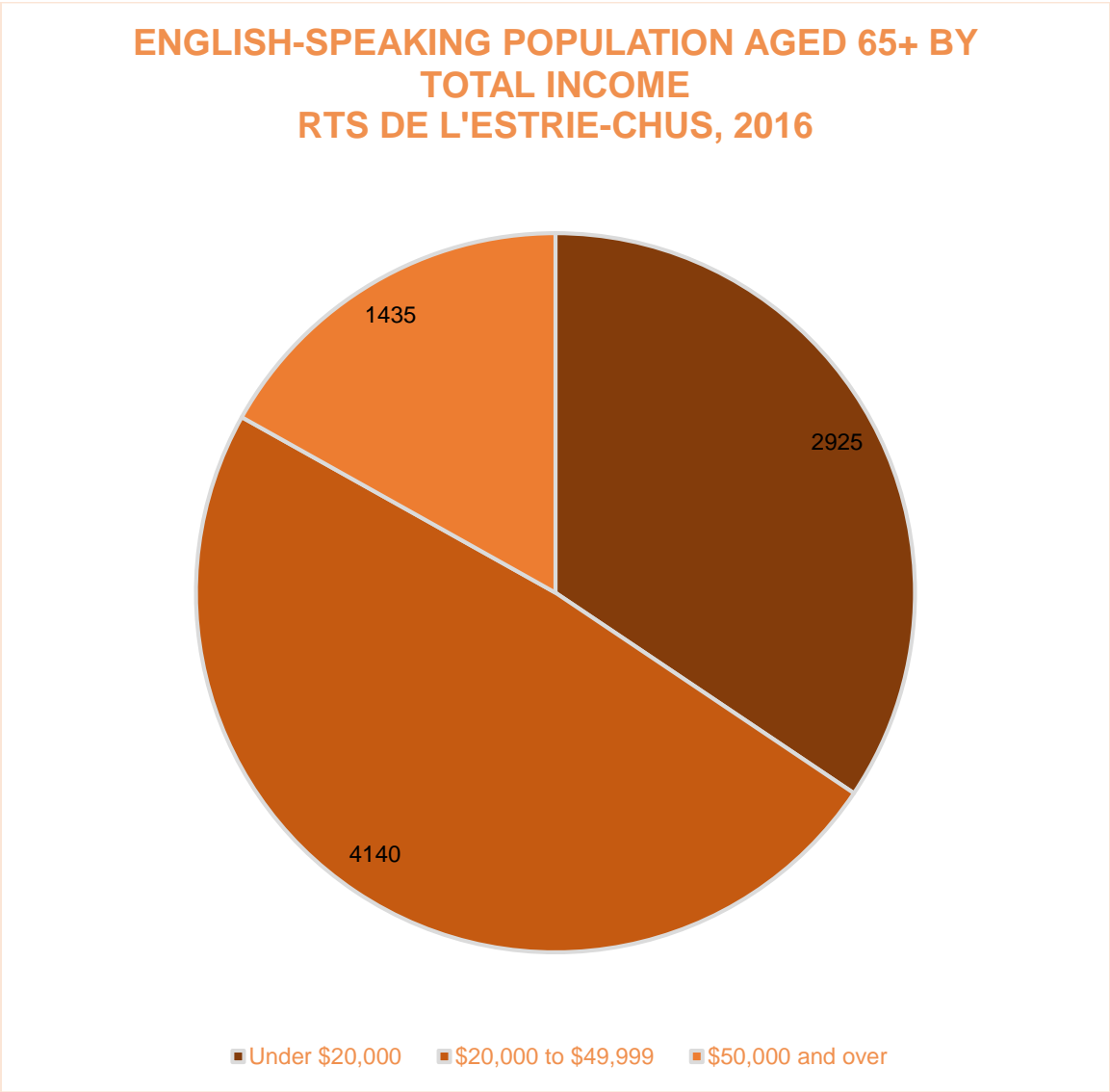
EDUCATIONAL ATTAINMENT



In the RTS de l'Estrie–CHUS **4,800** English-speaking seniors held a high school diploma or less in 2016, representing **56.4%** of the 65+ population. This is almost equal to the French-speaking population (**56.7%**).

English-speaking seniors are more likely to have university certification at the bachelor level or above (**18%**) than French-speakers aged 65+ in the RTS de l'Estrie–CHUS (**13.2%**).

INCOME



In 2016, **34.4%** of English-speakers aged 65+ living in the RTS de l'Estrie-CHUS earned less than \$20,000 annually compared to **35.5%** of French-speaking seniors in the same territory.

APPENDIX

Definitions and Measures

Réseau Territorial de Services (RTS): Territorial integration of health and social services is supported through area networks (RTS) designed to ensure both proximity and continuity of services. Integrated health and social services centres or integrated university health and social services centres (integrated centre) are responsible for ensuring the development and proper functioning of all local health and social service networks that operate within its territorial service network. Any given RTS may include more than one RLS that uses identical categories and partners at the local level (MSSS, Gouvernement du Québec, 2015).

First Official Language Spoken (FOLS): The definitions of first official language spoken, and official language minority are outlined in the Official Languages (Communications with and Services to the Public) Regulations issued pursuant to the Official Languages Act (1988). The official language minority is English in Quebec and French in all other provinces and territories. First Official Language Spoken is derived from the census questions on knowledge of official languages, mother tongue and home language. Multiple responses are distributed equally among declared languages.

National Household Survey Variables

Educational Attainment: Persons with low educational attainment are those with only a high school graduation certificate or less while those with high educational attainment are those with a university bachelor's degree or higher.

-Low Educational Attainment refers to high school certification or less.

-High Educational Attainment refers to a university certificate, diploma or degree at bachelor level or above.

Income: Persons with low income are those with individual income less than \$20k while those with high income reported \$50k or more. This includes income from all sources.

LICO: The low-income cut-off category uses the income levels of a given family and considers how large a share of its income is spent on necessities such as food, shelter and clothing. If the amount a family spends is 20% higher than an average family in a year, it falls into the low-income cut-off category. People who live below income cut-offs may be said to live in "straitened circumstances." (Human Resources and Skills Development Canada, August 2009.)

REFERENCES

JPocock Research Consulting, 2016 Census, Statistics Canada. Population in private homes— sample of 25%. Prepared for Townshippers' Association, April 2018.

Statistics Canada. 2016. Census of Canada. Ottawa, Statistics Canada.